

Scaled data based on original data using
LM-79-08 Approved Method: Electrical and Photometric Measurements of Solid-
State Lighting Products

Test Report Prepared for
Cooper Lighting Solutions
(formerly Eaton)

Brand: McGRAW-EDISON

Report Number: P821288

Luminaire Tested: **TT-D2-740-24VDC-RW**

Issue Date: 10/15/2020

Test Information

Test Method: LM-79-08
Report Number: P821288
TEST IS SCALED FROM IESNA LM-79-08 TEST DATA (G2-2010-981-1)
Test Lab: INNOVATION CENTER
Issue Date: 10/15/2020
Manufacturer: COOPER LIGHTING SOLUTIONS (FORMERLY EATON)
Product Line: MCGRAW-EDISON
Catalog Number: TT-D2-740-24VDC-RW
Description: TOPTIER LED PARKING GARAGE LUMINAIRE
4000K, 70 CRI LEDS AND RECTANGULAR DISTRIBUTION
Light Source: -
Ballast/Driver: ELECTRONIC DRIVER

Summary

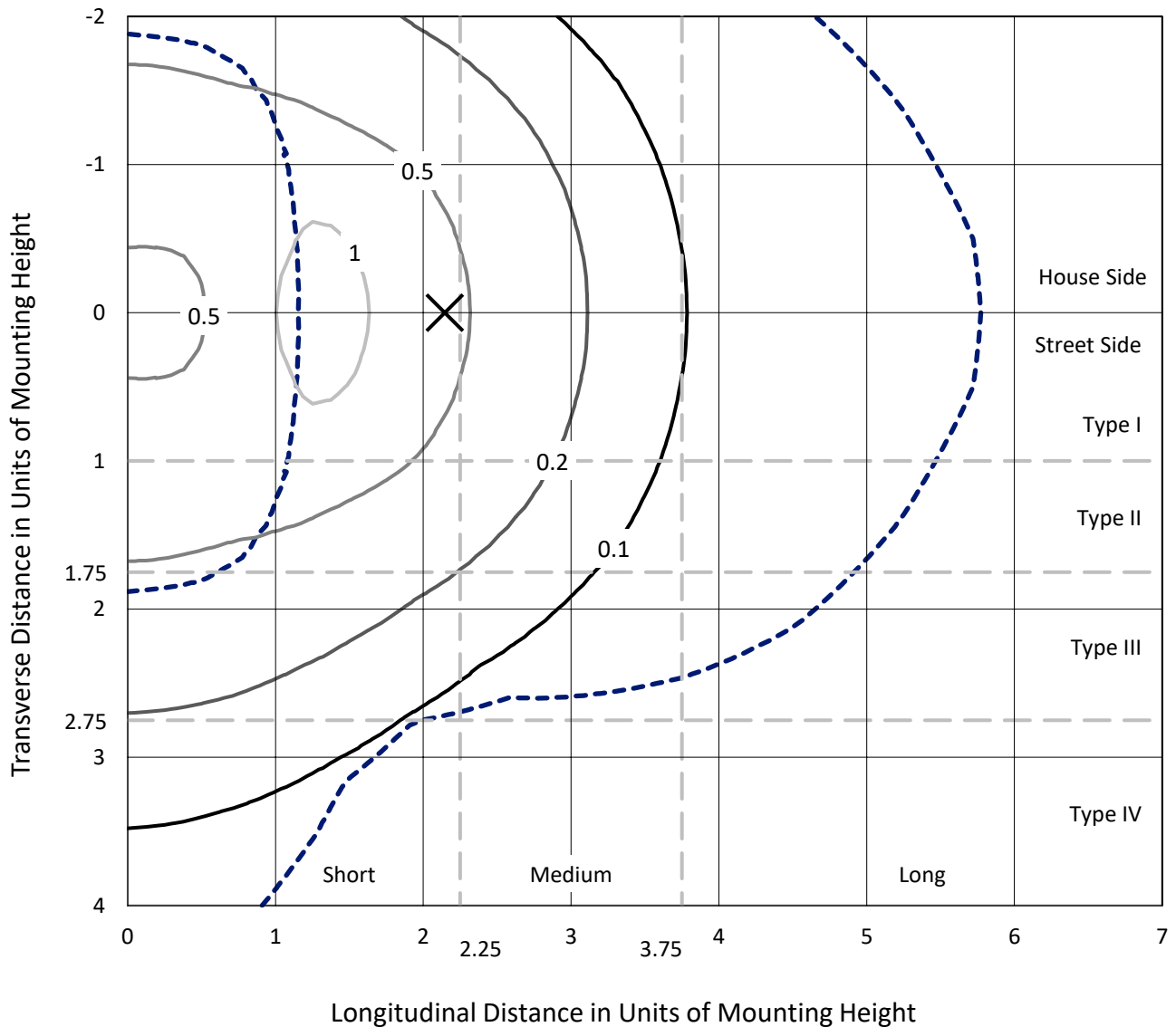
Lumens per Lamp: N/A
Luminaire Lumens: 4215 lumens
Efficiency: N/A
Efficacy: 110.9 lumens/watt
Luminous Opening: Circular (Dia: 1.12' x H: 0')
IES Classification: Type IV - Short
BUG Rating: B3 - U0 - G3

Input Watts (W): 38
Input Voltage (V): NR
Input Current (A_{in}): NR
Voltage Rise (V): NR
Power Factor: NR
Total Harmonic Distortion (THDi): NR
Frequency (hertz): 60
Stabilization Time: NR
Operation Time: NR
Ambient Temperature (°C): NR
Test Distance: 25 FT

REPORT NUMBER: P821288
 CATALOG NUMBER: TT-D2-740-24VDC-RW

Iso-Footcandle Lines of Horizontal Illumination

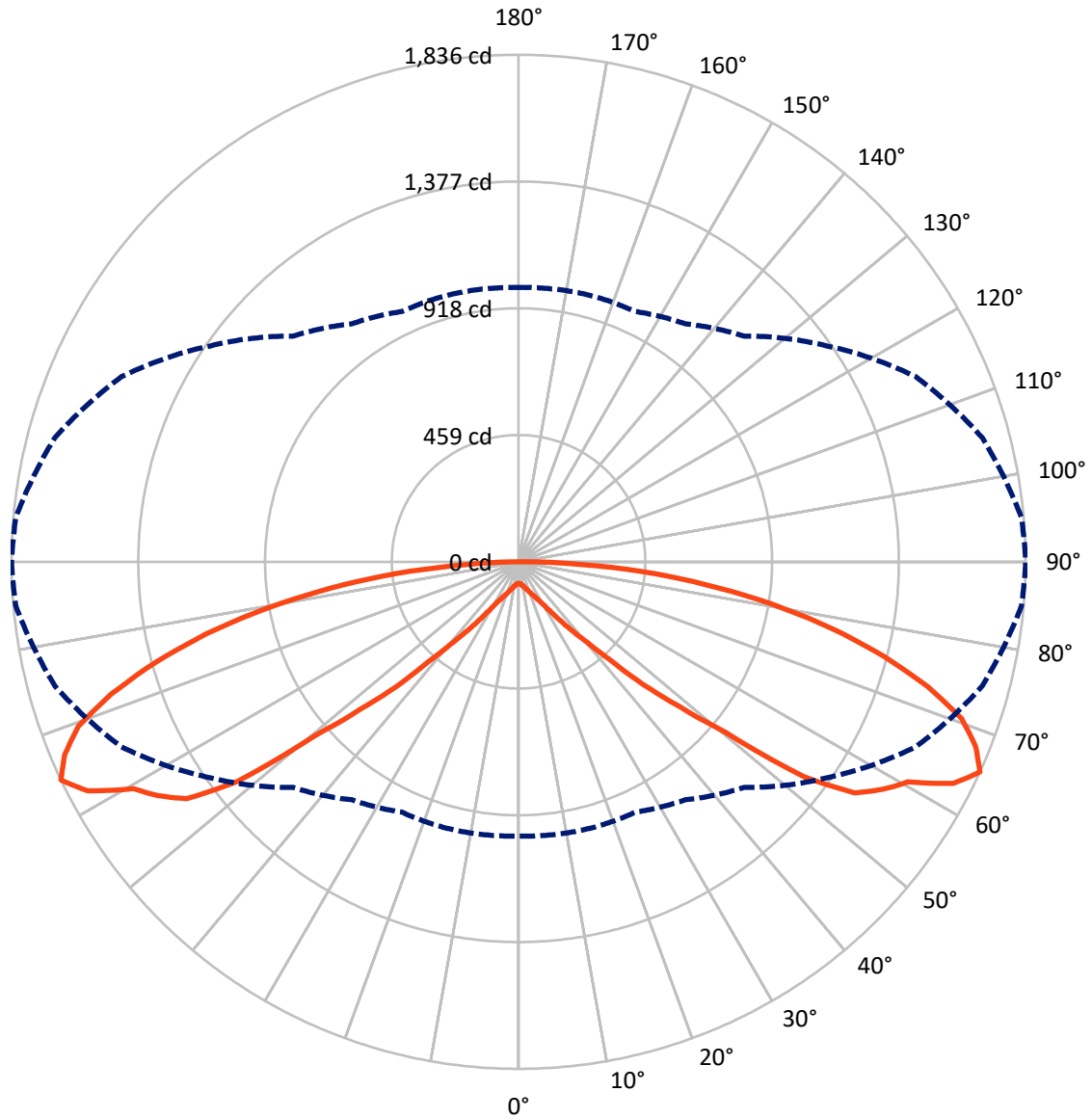
× Max cd
 - - - 1/2 Max cd



Based on 15 foot mounting height. Maximum calculated value = 1.3 fc
 Type IV - Short - N/A

REPORT NUMBER: P821288
CATALOG NUMBER: TT-D2-740-24VDC-RW

Luminous Intensity Polar Plot



— Vertical Plane Through 90-Deg Lateral - - - Horizontal Cone Through 65-Deg Vertical

REPORT NUMBER: P821288
 CATALOG NUMBER: TT-D2-740-24VDC-RW

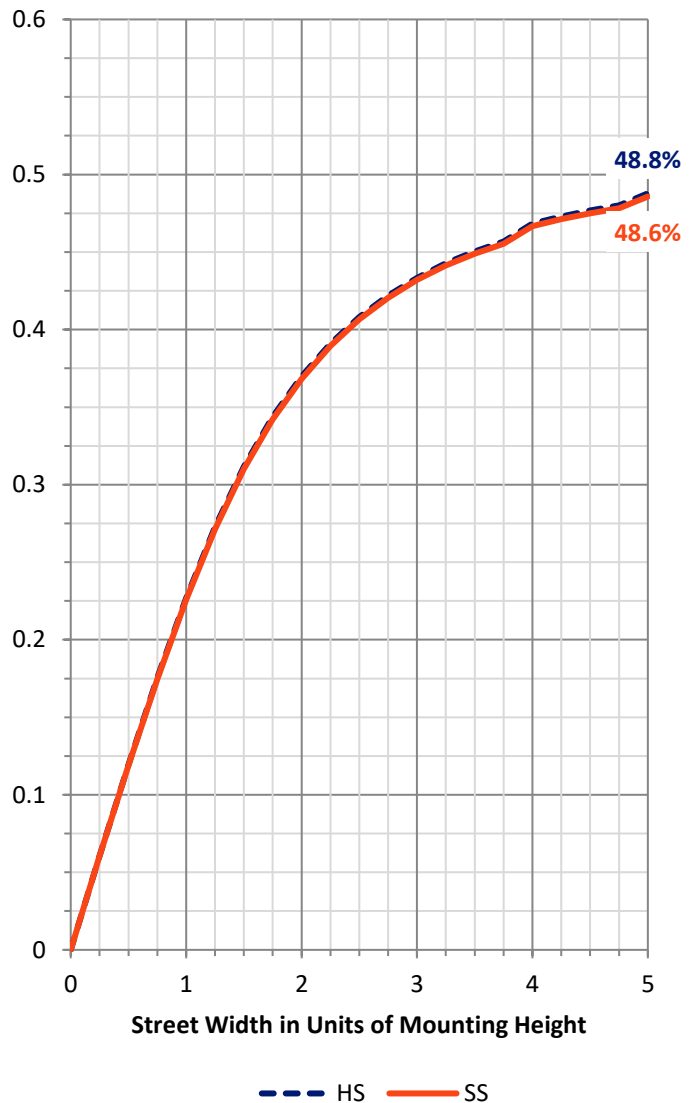
FLUX DISTRIBUTION:

		Downward	Upward	Total
House Side	Lumens	2107.5	0.0	2107.5
	% Fixture	50.0	0.0	50.0
Street Side	Lumens	2107.5	0.0	2107.5
	% Fixture	50.0	0.0	50.0
Total	Lumens	4215.0	0.0	4215.0
	% Fixture	100.0	0.0	100.0

Coefficient of Utilization

ZONAL LUMENS:

Zone	Lumens	% Fixture
0°-10°	8.0	0.2
10°-20°	30.1	0.7
20°-30°	69.4	1.6
30°-40°	157.0	3.7
40°-50°	382.6	9.1
50°-60°	860.3	20.4
60°-70°	1257.2	29.8
70°-80°	1095.5	26.0
80°-90°	354.9	8.4
90°-100°	0.0	0.0
100°-110°	0.0	0.0
110°-120°	0.0	0.0
120°-130°	0.0	0.0
130°-140°	0.0	0.0
140°-150°	0.0	0.0
150°-160°	0.0	0.0
160°-170°	0.0	0.0
170°-180°	0.0	0.0
0°-90°	4215.0	100.0
0°-180°	4215.0	100.0

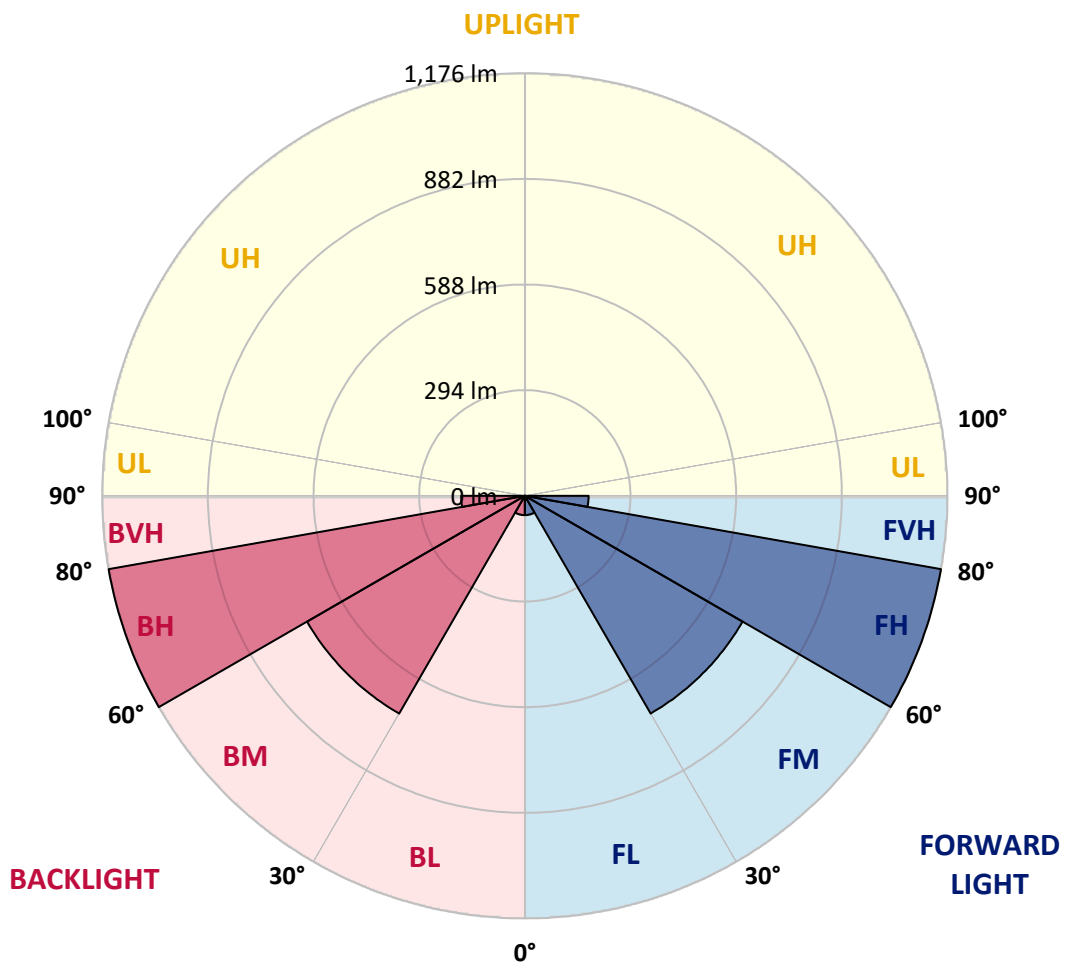


REPORT NUMBER: P821288
 CATALOG NUMBER: TT-D2-740-24VDC-RW

LUMINAIRE CLASSIFICATION SYSTEM LUMEN TABLE AND BUG RATING:

Zone	Lumens	% Fixture	Zone Rating/Lumen Limit		
			B	U	G
FL (0°-30°)	53.8	1.3			
FM (30°-60°)	699.9	16.6			
FH (60°-80°)	1176.4	27.9			G1/1800
FVH (80°-90°)	177.4	4.2			G2/225
BL (0°-30°)	53.8	1.3	B0/110		
BM (30°-60°)	699.9	16.6	B1/1000		
BH (60°-80°)	1176.4	27.9	B3/2500		G3/2500
BVH (80°-90°)	177.4	4.2			G2/225
UL (90°-100°)	0.0	0.0		U0/0	
UH (100°-180°)	0.0	0.0		U0/0	

BUG Rating: B3-U0-G3
 Type IV Short





REPORT NUMBER: P821288
 CATALOG NUMBER: TT-D2-740-24VDC-RW

CANDELA DISTRIBUTION (FULL):

	0°	5°	15°	25°	35°	45°	55°	65°	75°	85°	90°
0°	77.0	77.0	77.0	77.0	77.0	77.0	77.0	77.0	77.0	77.0	77.0
2.5°	78.0	78.0	79.0	79.0	79.0	79.0	79.0	79.0	79.0	79.0	79.0
5°	81.0	81.0	81.0	81.0	82.0	82.0	81.0	81.0	81.0	81.0	81.0
7.5°	86.0	85.0	86.0	86.0	86.0	85.0	85.0	85.0	84.0	84.0	84.0
10°	91.0	91.0	92.0	91.0	91.0	90.0	90.0	90.0	89.0	89.0	89.0
12.5°	98.0	98.0	98.0	98.0	97.0	97.0	96.0	95.0	94.0	94.0	94.0
15°	107.0	106.0	106.0	105.0	104.0	103.0	102.0	102.0	101.0	101.0	101.0
17.5°	116.0	116.0	115.0	114.0	112.0	111.0	111.0	110.0	109.0	109.0	109.0
20°	127.0	127.0	126.0	124.0	122.0	121.0	120.0	120.0	119.0	119.0	119.0
22.5°	140.0	139.0	137.0	135.0	133.0	132.0	131.0	130.0	130.0	130.0	130.0
25°	154.0	153.0	152.0	149.0	146.0	145.0	143.0	143.0	142.0	143.0	143.0
27.5°	171.0	170.0	168.0	165.0	161.0	159.0	158.0	158.0	159.0	159.0	160.0
30°	192.0	190.0	188.0	184.0	180.0	177.0	177.0	178.0	181.0	183.0	183.0
32.5°	217.0	216.0	213.0	209.0	202.0	200.0	202.0	208.0	212.0	215.0	217.0
35°	246.0	245.0	241.0	234.0	229.0	228.0	234.0	244.0	257.0	261.0	263.0
37.5°	278.0	279.0	274.0	266.0	261.0	263.0	275.0	294.0	307.0	316.0	318.0
40°	318.0	320.0	314.0	305.0	300.0	308.0	327.0	349.0	372.0	383.0	386.0
42.5°	365.0	368.0	360.0	351.0	348.0	361.0	388.0	424.0	465.1	478.1	483.1
45°	423.0	425.0	415.0	407.0	405.0	428.0	474.1	534.1	599.1	629.1	634.1
47.5°	492.1	491.1	482.1	472.1	474.1	507.1	576.1	657.1	726.1	772.1	782.1
50°	571.1	566.1	559.1	547.1	560.1	608.1	695.1	793.1	909.1	950.1	968.1
52.5°	650.1	641.1	635.1	627.1	650.1	712.1	834.1	1005.1	1180.1	1274.1	1293.1
55°	721.1	714.1	711.1	712.1	748.1	837.1	997.1	1216.1	1385.2	1463.2	1477.2
57.5°	791.1	787.1	784.1	790.1	847.1	963.1	1143.1	1348.2	1487.2	1545.2	1555.2
60°	857.1	861.1	859.1	877.1	946.1	1063.1	1219.1	1421.2	1555.2	1608.2	1619.2
62.5°	930.1	933.1	933.1	953.1	1009.1	1112.1	1271.1	1507.2	1677.2	1755.2	1767.2
65°	993.1	995.1	999.1	1000.1	1052.1	1155.1	1363.2	1586.2	1738.2	1828.2	1836.2
67.5°	1040.1	1042.1	1037.1	1032.1	1072.1	1165.1	1356.2	1576.2	1711.2	1779.2	1785.2
70°	1078.1	1069.1	1055.1	1030.1	1043.1	1113.1	1298.1	1496.2	1632.2	1693.2	1702.2
72.5°	1083.1	1075.1	1031.1	975.1	959.1	1020.1	1196.1	1374.2	1491.2	1549.2	1550.2
75°	1053.1	1032.1	959.1	875.1	845.1	903.1	1054.1	1216.1	1310.1	1359.2	1364.2
77.5°	952.1	932.1	840.1	744.1	710.1	760.1	888.1	1019.1	1109.1	1157.1	1160.1
80°	773.1	766.1	682.1	594.1	553.1	582.1	694.1	797.1	870.1	927.1	932.1
82.5°	570.1	564.1	500.1	423.0	390.0	414.0	494.1	570.1	638.1	684.1	687.1
85°	356.0	344.0	304.0	250.0	228.0	244.0	297.0	348.0	409.0	445.1	447.1
87.5°	119.0	114.0	98.0	81.0	68.0	71.0	87.0	106.0	155.0	171.0	181.0
90°	0.0	0.0	0.0	0.0	0.0	0.0	0.0	0.0	0.0	0.0	0.0

(END OF REPORT)